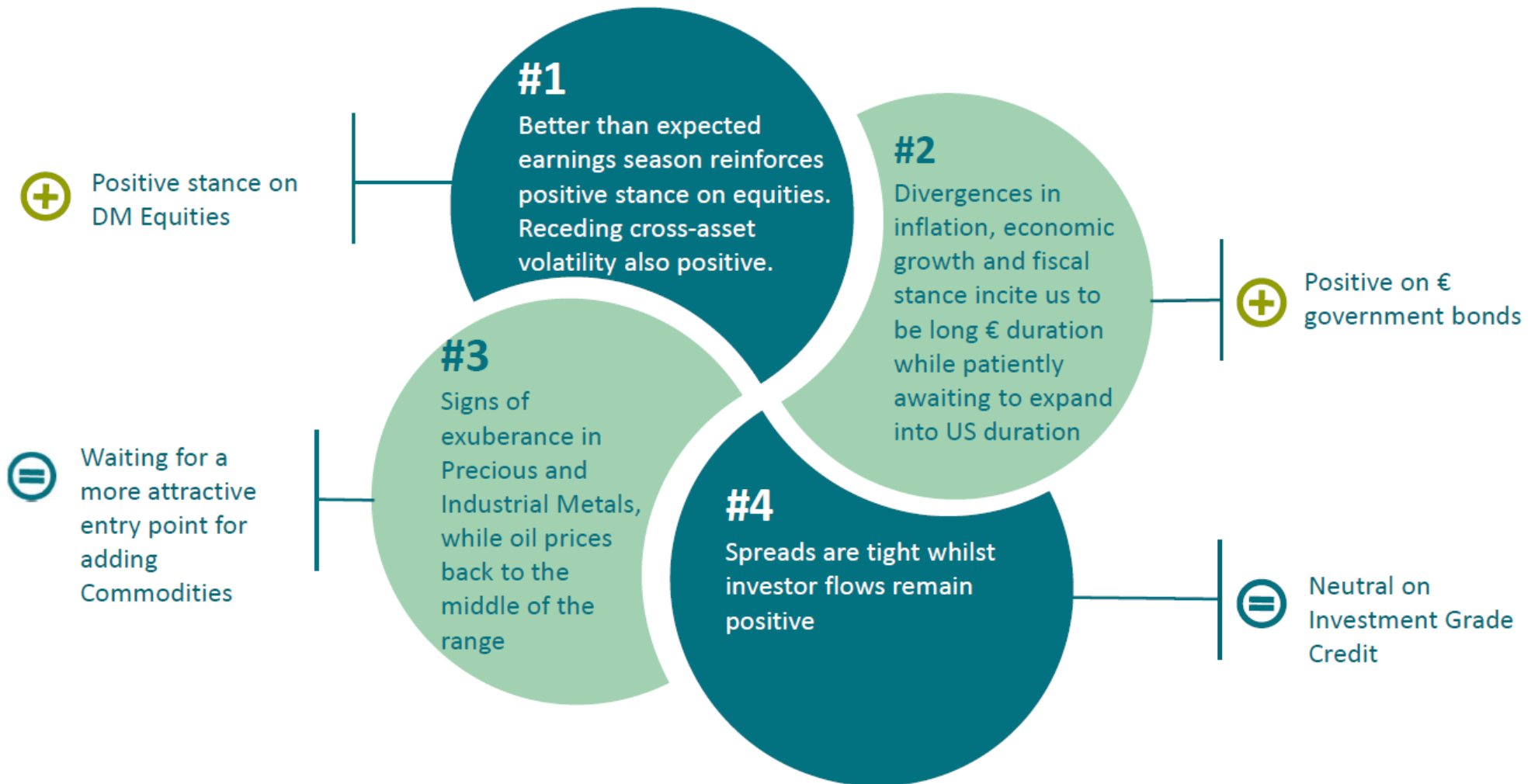


Multi Asset Allocation Views

June 2024

Multi-Asset Investment views


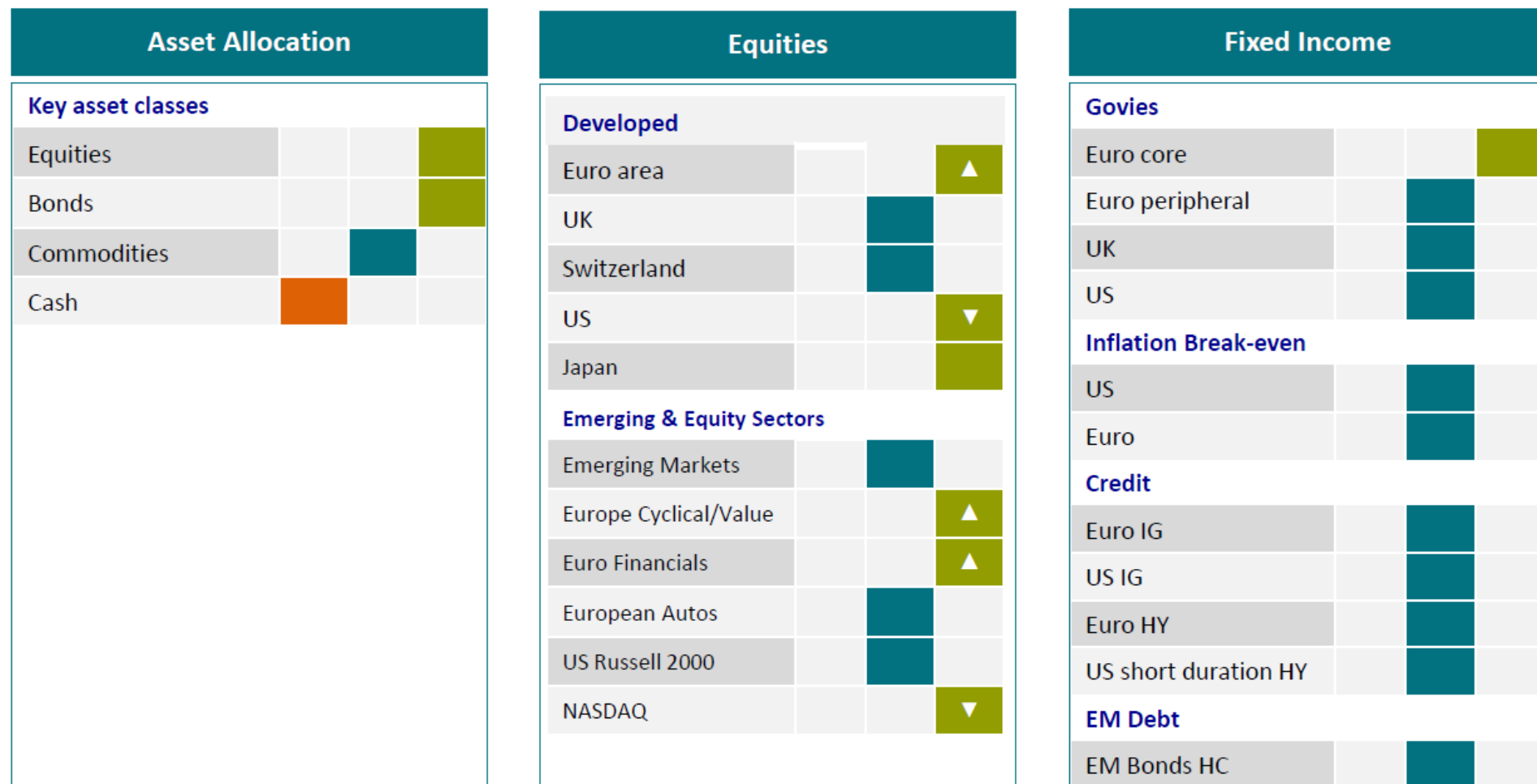
Our key messages and convictions



Source: AXA IM as of 30/05/2024

Asset allocation stance

Positioning across and within asset classes



Source: AXA IM as of 30/05/2024

Central & alternative scenarios

Entrenched Supply Shock

15%

- Banking turmoil escalate, credit conditions tighten.
- Geopolitical tension escalate: Ukraine, Middle East and Indo-Pacific
- Inflation expectations rise, affecting wages and persistence
- Growth weaker, employment could start to fall, but inflation remains elevated
- Monetary ill-equipped to deal with supply shocks and financial instability, deteriorating inflation credibility forces still tighter policy in DMs.

- **Equities:** Risk appetite deteriorates / equities sell off
- **Government bond yields** reprice higher.
- **Credit** spreads widen.
- **EM debt** comes under pressure.
- **US Dollar** remains elevated

Central scenario

65%

- Global economy to slow to 3.2% in 2024 and 3.1% in 2025. Disinflation slower this year, spreading to core.
- Central banks move closer to easing restrictive policy, but slower disinflation delaying delivery. Balance sheet policy from Fed and ECB to the fore mid-year.
- Delayed delivery of easier policy lifts term rates higher. Actual cuts should see yields lower. Slowdown probabilities could lower rate outlook into summer.
- European fiscal consolidation, focus to sharpen in Sept/Oct. US longer term outlook now an election issue.

- **Equities:** Upside earnings surprises and revisions drive market performance. Valuations would welcome monetary easing
- **Government bonds:** Bond yields to soften as central banks begin to ease policy. However, term premia rises to limit overall retracement whilst curves re-steepen.
- **Credit:** Spreads expensive but investor demand dampens the widening pressure.

Global Boost

20%

- Geo-political tensions ease in Ukraine, Middle East and with China over trade relations.
- Labour market participation recovers/migration strength, strong income growth and easing inflation pressures.
- Productivity boost following investment rebound and structural post-pandemic adjustments, AI impact becomes visible .
- Growth surprises to the upside in most regions.
- Inflation fades more quickly towards and below central bank targets
- Monetary policy softens quicker than signalled

- **Equities:** Risk-on environment with equities making further gains, growth retains lead over value.
- **Government Bonds:** Treasuries suffer
- **Credit:** Spreads grind tighter.

Setting the scene: our Global Economic Outlook

Global economy softens, sticky inflation, Central Banks signal more cautious policy easing

- US household consumption should slow given the combination of slower real employment income growth, increased tax payments and a rising saving rate. **This should translate in the economy slowing to a below trend pace, consistent with a soft-landing.** The recent inflation numbers saw an easing of headline inflation and signs of a material easing of services inflation. **We thus expect GDP growth of +2.4% for 2024 to slow to +1.6% in 2025.**
- Eurozone economic growth surprised to the upside in Q1, although construction boosts in Germany and Italy look unlikely to last and a softer pace is likely for the rest of the year. Inflation fell back to 2.4%, but services disinflation disappointed. We still expect subdued growth but **raise our GDP forecast to +0.6% in 2024 improving to +1.1% in 2025.**
- **Following China's firmer than expected 1st quarter GDP,** April's data was more mixed: industrial output rose further, boosted by SoE investment, while consumer spending continued to soften. House prices also fell further and the authorities introduced additional support measures. We maintain **our GDP growth at +5.0% in 2024 however slowing to +4.2% in 2025.**
- **Emerging markets** saw a better start to the year, particularly in CEE, where growth had been slower, and Asia where the pace of growth converged. Policy easing has slowed in Latam, although remains ongoing. It is set to begin later in the year across most of EM Asia. Upcoming key elections.
- **Central Banks are more cautious in starting or continuing their pace of easing.** US Fed* should initiate rate cuts in September and expectations reduced to only two cuts this year. ECB** still likely to begin easing in June and still expect 3 cuts in total this year. BoE*** to postpone initial cut until August with a further cut in November. BoJ**** expected to modestly tighten monetary policy over the coming quarters.

Source: AXA IM, Consensus Economics, IMF and Datastream as of 30/05/2024

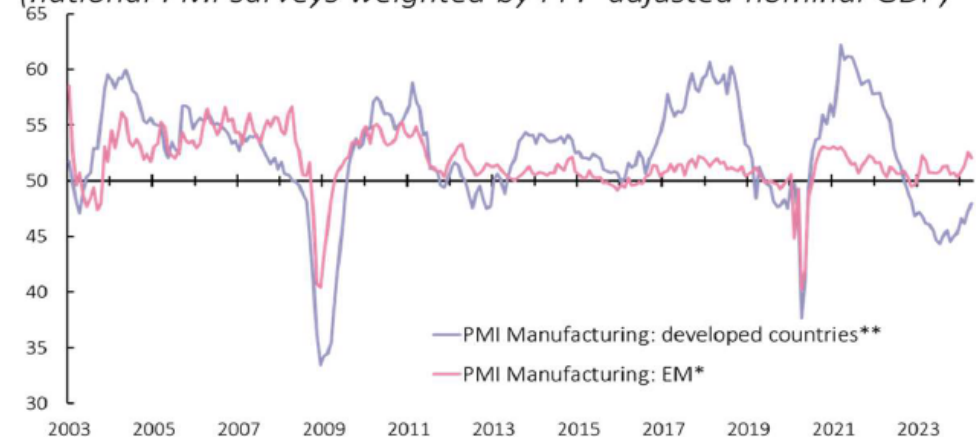
*Federal Reserve **European Central Bank *** Bank of England ****Bank of Japan

AXA IM Macro Research's economic forecasts*

Real GDP growth (%)	2023*	2024*	2025*
World	3.2	3.2	3.1
Advanced economies	1.7	1.5	1.4
US	2.5	2.4	1.6
Euro area	0.5	0.6	1.1
UK	0.3	0.4	0.8
Switzerland	0.6	0.8	1.3
Japan	1.9	1.2	1.0
Emerging economies	4.1	4.0	4.2
China	5.2	5.0	4.2

Global PMI indices

(national PMI surveys weighted by PPP-adjusted nominal GDP)



Source: Purchasing Managers Indices (PMI) and AXA IM, Apr 2024

* Poland, Mexico, Chile, South Africa, Russia, China, India, Brazil, Turkey, Hungary, Czech

** US, Euro area, Japan, UK, Australia, Canada, Sweden, Switzerland

Equity markets outlook and convictions

Our views:

- **Equity markets continue to grind higher with the Nasdaq leading the charge.** Concerns about the potential pace of US rate cuts are offset by resilient growth, stronger earnings and signs that the global manufacturing cycle has troughed. Lower rate volatility is a tailwind for equities.
- **Valuations ex Tech whilst not cheap do not give strong signals either way and do not seem extreme.** We think that decent earnings growth, higher dividends and buy-backs should support the total return for equities going forward.
- **The Q1 Earnings season was generally positive. In the US, top line and margins surprised on the upside.** There were also welcome beats from Tech heavy weights and in particular Nvidia which reassured the market as to the fast-growing AI induced demand and revenues. **EU results were a positive surprise with quite strong beats relative to low expectations.** Sales were soft but margins strong with improving revisions led by Banks and Healthcare. Consensus expects @10% EPS growth in the US and @5% in Europe.

Our key convictions:

- Top pick **remains the US equity market.** The US is more defensive and has the highest exposure to the structural growth cash rich technology sector and AI thematic. US is also energy independent in the event of an oil spike.
- **Overweight Europe and Japan.** Eurozone growth is bottoming whilst expected rates cuts, buy-backs, dividends and earnings provide support. EZ also trades at a significant discount to the US. Japan benefits from structural changes, weaker Yen and EPS revisions. Both markets provide some cyclical versus improving macro cycle.
- We are also constructive on **Eurozone Banks.** Valuations, earnings power, share buy backs, dividends and a potential M&A cycle offer support.
- We trim our **NASDAQ exposure** but still like the exposure to themes such as AI, robotics, cybersecurity, semi-conductors, and its superior earnings power.

Source: AXA, GS, Datastream, IBES 30/05/2024

6

Europe trades at a deep discount to the US

Exhibit 5 : Europe's discount to the US is especially large

Europe relative to US 12m forward P/E



Source: Datastream, Worldscope, Goldman Sachs Global Investment Research

Developed

Eurozone			▲
UK		■	
Switzerland		■	
Japan			■
US			▼
GEM		■	

▲ Upgrade

▼ Downgrade

Emerging & sector diversification

European cyclicals/value			▲
EU Financials			▲
US Small Caps		■	
UK domestic stocks		■	
US cyclicals/value		■	
Nasdaq			▼
Semiconductors			■

Credit bonds outlook and convictions

Our views:

- **Credit markets** (IG and HY) investor flows were largely positive over the month but suffered as geo-political risk resurfaced and macro risks pushed yields higher as the market further repriced the path for the Fed policy rate. Nonetheless the spread widening was very muted and quickly reversed with the overriding investor sentiment still comfortable with credit risk as growth remains underpinned in the US and perhaps even improving in the Euro Zone where credit markets offer a discount to the US equivalents. Positioning remains very strong still and this should provide headwinds to spread performance potential. We remain reluctant to add at these levels.
- **Macro (neutral)** – Growth and corporate earnings continue to provide a positive backdrop to the credit market. Whilst bond volatility remains contained or indeed falling, there is no immediate danger to spreads. Any reversal to this positive sentiment on a re-pricing of the future path for rates from the FED or ECB would prove extremely challenging to investor positioning.
- **Valuations (negative)** – Spreads remain very tight and approaching levels last seen in 2021 when Central Banks were direct buyers. We remain cautious and won't increase exposure at these levels.
- **Sentiment (positive)** – Credit markets remain well supported and absolute yield levels are attractive to recent history.
- **Technicals (negative)** – Refinancing needs rising but only gradually whilst corporate defaults are rising as previous rate hikes weigh on direct bank lending especially for smaller businesses.

Our key convictions:

- **Investment Grade:** Neutral
- **High Yield:** Neutral

Source: NatWest Bloomberg 30/05/2024

Equities at highs can't keep up with Credit richness

Equity dividend yield over long-dated credit yield



Credit

Euro IG				
US IG				
Euro HY				
US HY				

Change

▲ Upgrade

▼ Downgrade

Currency market outlook and convictions

Our views:

- **USD:** Short-term softening of dollar strength as we enter the belly of the dollar smile (see chart). As US macro scenario transits from worryingly too hot to just good enough to avoid recession while allowing further easing of monetary policy, dollar will most likely temporarily pull back. Long positions to unwind further.
- **JPY:** Domestic dynamic does not make a strong case for BOJ to be overly hawkish except for the consideration of excessive Yen depreciation. The absolute carry remains too elevated to spark any significant appreciation of the currency until the effective easing cycle begins in the US.
- **EUR:** Short-term strength on the back of cyclical restart and rising risk appetite among dollar softening. Short positions are being reduced.
- **GBP:** UK inflation and wages are normalizing, but still surprise to the upside. As a cyclical and high yielding currency, the short-term momentum could be supportive despite a dovish BOE.
- **CHF:** First G10 central bank to cut. Swiss inflation continues to surprise to the downside. As a low yielding currency, it has limited short-term upside until risk appetite plummets for real.
- **AUD:** Best high yielding currency to play dollar weakness as risk appetite soars. Inflation still elevated with upside surprises. Cyclical restart with China bottoming out are tailwinds.
- **CNH:** Suppressed volatility by PBOC while further easing of monetary policy is inevitable for its deleveraging process among anemic growth.

Our key convictions:

- We hold a positive outlook on AUD against USD. We upgraded our GBP to neutral while maintaining negative bias on low yielding currencies such as CNH

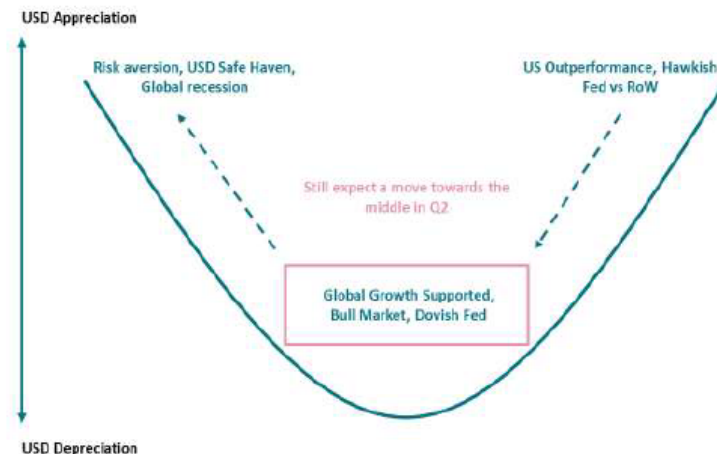
Source: Bloomberg, AXA IM 30/05/2023

9

Dollar Smile: we swing from the right side to the belly

The Dollar Smile

Shifting toward the middle



Currencies relative to USD

EUR			▲	CAD			
GBP		▲		NZD			
JPY		▼		NOK			
CHF	■			SEK			
AUD			▲	CNH	■		

Change

▲ Upgrade

▼ Downgrade

Commodity market outlook and convictions

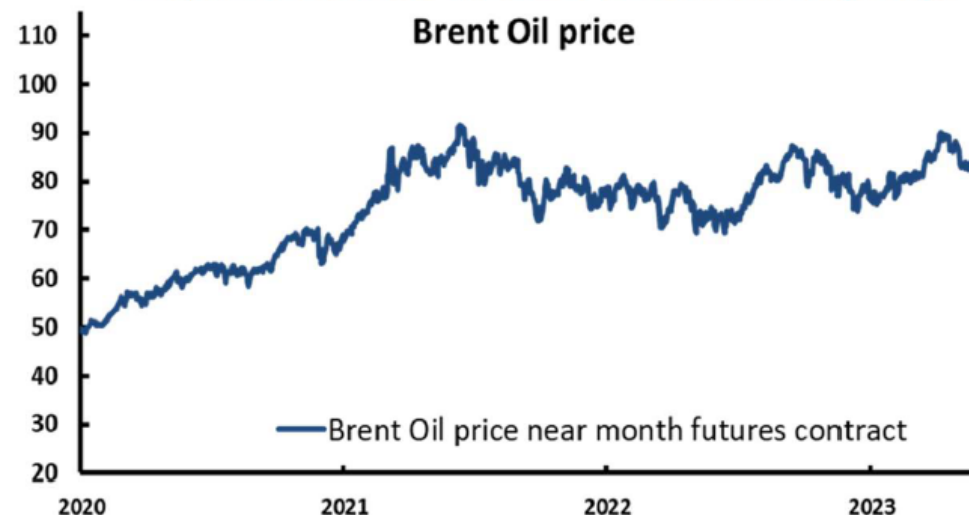
Our views:

- Divergence in the Commodity complex with oil prices retreating to mid-range whilst industrial and precious metals spiked higher. Sentiment continued to improve whilst technicals were mixed.
- **Oil prices corrected despite** resilient demand and increased confidence that OPEC cuts will continue to balance the markets. However, receding tensions in the Middle East did lower the geopolitical risk premium. In parallel, investor positioning dropped. Given the oil price is back to the middle of its recent trading range, we would adopt a **positive stance** given that the summer pick-up in demand could push oil prices to the **high end of multi-year trading range (\$90 Brent)**.
- **Industrials metals reacted positively to the combination of improving cyclical demand in addition to demand linked to decarbonisation** for China but also globally. Supply increasingly constrained for some key metals such as copper. However, the **recent sharp price rise and spike in speculative positioning** led us to maintain **our neutral stance**.
- **The consolidation** following the market's repricing of the initial Fed cut from June to September was **short-lived**. **Gold reacted positively to Chair Powell's dovish statement and should trade higher with a confirmation of policy easing**. In addition, Central Banks remain steady buyers of Gold. As such we again **adopt a positive stance on Gold**.

Our key convictions:

- Neutral stance across the commodity complex as we await more attractive levels before re-engaging.

Oil price back to the middle of its recent trading range



Commodities

Oil			▲
Industrial Metals		■	
Gold			▲

Change

▲ Upgrade

▼ Downgrade

Important disclaimer

This promotional document is designed for informational purposes. It does not constitute a contractual element, or investment advice. Due to its simplification, the information contained in this document is incomplete. It can be subjective and could change without notice. It is based on market information available at the time of preparing this document, market information that have not been verified or audited by AXA Investment Managers Paris or its affiliates (AXA IM). AXA IM is not required to update the information contained in this document, and do will not update it.

This document is intended for institutional investors with a thorough knowledge of financial markets and investment techniques described in this document.

The information contained in this document is based on elements of information, assumptions, projections, estimates, scenarios resulting from judgments and analytics which are by nature subjective. Therefore, given the subjective nature and purely indicative information contained in this document, AXA IM draws attention of this document's recipient to the fact that the assumptions, projections, estimates and scenarios used by AXA IM to produce the information contained herein may be inaccurate and / or incomplete and AXA IM makes no warranty as to their future or as to their accuracy and relevance to the date of this document. AXA IM is not responsible for any omission in the information contained in this document.

This document does not in any way constitute any commitment of AXA Investment Managers Paris to create, manage or distribute, or otherwise participate in the management or implementation of any financial instrument, portfolio investment whose performance is linked to the investment strategy described in this document.

The recipient of this document remains the sole judge of whether an investment or divestment in financial instruments, funds or other investment vehicle whose performance is linked to the implementation of investment strategies described in this document. AXA Investment Managers Paris not grant any legal, tax or accounting and in no way will responsible for the legal, tax and accounting-related investment decisions implemented by the recipient of this document.

The responsibility of AXA Investment Managers Paris, its employees, officers, representatives and advisers shall not be incurred by making investment decisions based on only the information contained in this document. An investment in any financial instrument must be based on a prospectus or any other legal document specifically describing the characteristics and risk factors, what does not provide this document.

The recipient of this document will keep the information contained in it strictly confidential, so that information given and available to it, directly or indirectly, by AXA Investment Managers Paris. The recipient of this document shall use the information contained in this document only to determine its interest in the investment strategy described herein. Any reproduction, even partial, of this document is strictly prohibited.

AXA Investment Managers Paris - "Coeur Defense" Tour B - La Défense 4 - 100, Esplanade du General de Gaulle - 92400 Courbevoie. Portfolio management company, holder of AMF approval n° GP 92008 dated April 7, 1992. Limited company with a capital of 1,384,380 euros registered in the Register of Commerce and Companies of Nanterre under number 353 534 506.

Important disclaimer

For Japanese investors: AXA Investment Managers Japan Ltd., whose registered office and principal place of business is at NBF Platinum Tower 14F 1-17-3 Shirokane, Minato-ku, Tokyo 108-0072, Japan, which is registered with the Financial Services Agency of Japan under the number KANTOZAIMUKYOKUCHO (KINSHO) 16, and is a member of Japan Securities Dealers Association, Type II Financial Instrument Firms Association, Investment Trust Association of Japan and Japan Investment Managers Association to carry out the regulated activity of Financial Instrument Business under the Financial Instrument Exchange Law of Japan. In Japan, none of the funds mentioned in this document are registered under the Financial Instrument Exchange Law of Japan or Act on Investment Trusts and Investment Corporations. This document is purely for the information purpose for use by Qualified Institutional Investors defined by the Financial Instrument Exchange Law of Japan.

For UK investors : Issued in the UK by AXA Investment Managers UK Limited, which is authorised and regulated by the Financial Conduct Authority in the UK. Registered in England and Wales No: 01431068. Registered Office: 7 Newgate Street, London EC1A 7NX.

For Hong Kong investors: The authorisation of any fund by the Securities and Futures Commission in Hong Kong (“SFC”) does not imply official approval or recommendation. SFC authorization of a fund is not a recommendation or endorsement of a fund nor does it guarantee the commercial merits of a fund or its performance. It does not mean the fund is suitable for all investors nor is it an endorsement of its suitability for any particular investor or class of investors. Where any of the Funds is not authorized by the SFC, the information contained herein in connection with such unauthorized Fund is solely for the use of professional investors in Hong Kong. Materials exempted from authorization by the SFC have not been reviewed by the SFC.

For Malaysian investors: As the recognition by the Malaysian Securities Commission pursuant to Section 212 of the Malaysian Capital Markets and Services Act 2007 has not been / will not be obtained nor will this document be lodged or registered with the Malaysian Securities Commission, the shares referred to hereunder (if any) are not being and will not be deemed to be issued, made available, offered for subscription or purchase in Malaysia and neither this document nor any other document or other material in connection therewith should be distributed, caused to be distributed or circulated in Malaysia.

For Taiwan investors: The offer, distribution, sale or re-sale of fund units/shares in Taiwan requires approval from and/or registration with Taiwanese regulatory authorities. To the extent that any units/shares of the Funds are not so licensed or registered, such units/shares are made available in Taiwan on a private placement basis only to banks, bills houses, trust enterprises, financial holding companies and other qualified entities or institutions (collectively, “Qualified Institutions”) and other entities and individuals meeting specific criteria (“Other Qualified Investors”) pursuant to the private placement provisions of the Rules Governing Offshore Funds. No other offer or sale of such units/shares in Taiwan is permitted. Taiwanese purchasers of such units/shares may not sell or otherwise dispose of their holdings except by redemption, transfer to a Qualified Institution or Other Qualified Investor, transfer by operation of law or other means approved by the Taiwan Financial Supervisory Commission.

For Qatar investors: This document has been prepared and issued by AXA Investment Managers LLC, Qatar Financial Centre, Office 703, 7th Floor, QFC Tower, Diplomatic Area, West Bay, PO Box 22415, Doha, Qatar. It is not for use by retail customers under any circumstances. AXA Investment Managers LLC is authorised by the Qatar Financial Centre Regulatory Authority. This presentation has been issued on [16-11-15]